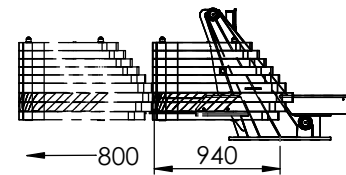


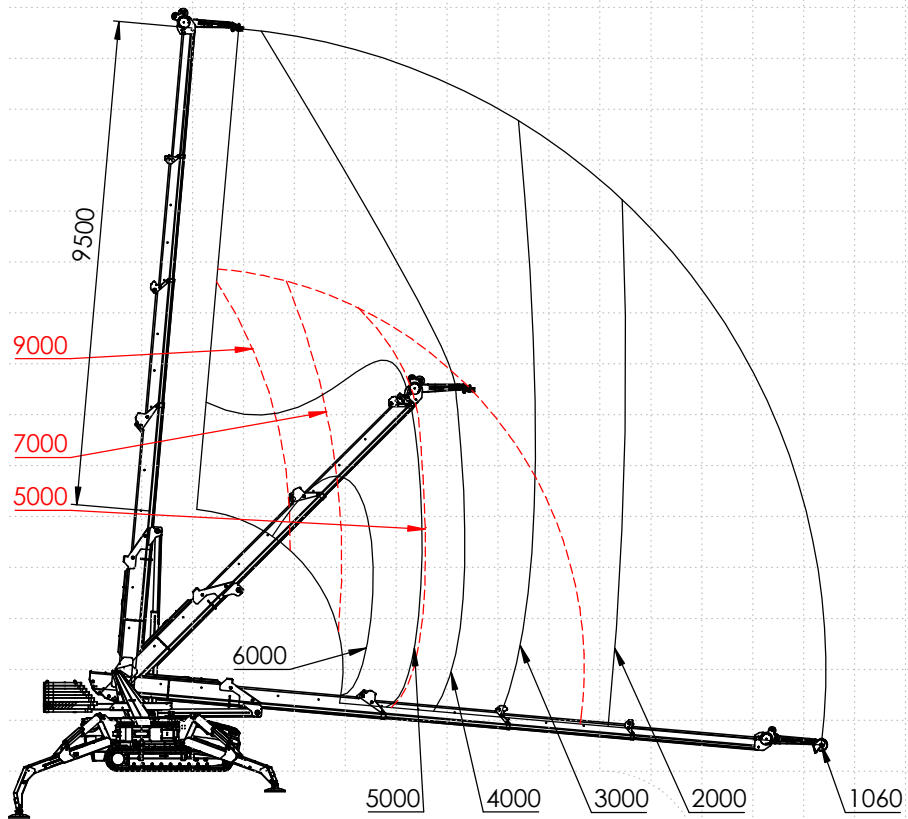
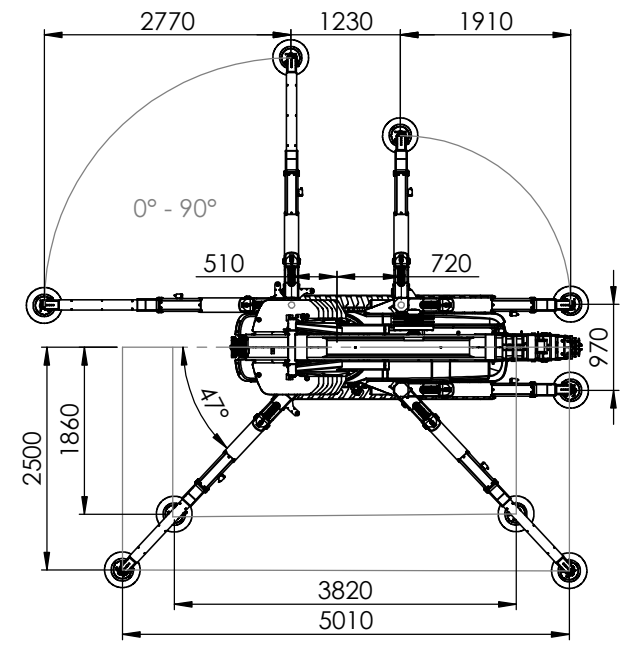
HOEFLON[®]

C30e



- Max. Boom load: 9000 kg
- Max. Boom angle: 85°
- Max. Outrigger force: 8900 kg
- Counterweight mass: 2300 kg
- Wind force: 6 (40 km/h)
- Machine mass, without Jib: 8000 kg

Lines in red: chainlock activated
 Lines in black: regular use of boom



< 1,2 m >	+ 0.18 m	+ 0.40 m
< 1,9 m >	+ 0.70 m	+ 0.90 m

0 5 10 15 20 m